



DISASTERS KIT SCAVENGER HUNT

Get your family together for a fun night. Whether you hunt for these items in your house or at a store, make it fun! Cut up the strips and assign different family members different items. Make it a race and see how quickly and fun getting prepared can be!

When you're all done make sure you store your kit in a safe place you would have quick access to in times of evacuation. Also, don't forget the disasters kit is only part of the plan - you'll want to make sure you have a family plan your family knows about, and a well stocked car for situations where you may not make it home in time!

Good luck and enjoy!

♥ Jodi & Julie




FOR MORE INFORMATION VISIT:
FoodStorageMadeEasy.NET

	supply of water (one gallon per person per day)
	first aid kit
	prescription medications
	extra pair of glasses
	cash
	change of clothes
	sturdy shoes
	blankets or sleeping bags

	rain poncho
	body warmer
	list of emergency plan contact info
	booster cables for car
	car shovel
	rope
	N95 dust mask
	working gloves

	flashlight with batteries
	wind/waterproof matches
	candle
	baby stuff
	soap
	tooth care
	toilet paper
	personal hygiene products

	games/toys
	books
	hard candy
	tire repair kit and pump
	duct tape
	swiss army knife
	battery powered radio, and extra batteries
	whistle

	<p style="text-align: center;">72-HOUR FOOD KIT For a detailed list go to: http://foodstoragemadeeasy.net/getting-started/disasters-kit/</p>
	<p style="text-align: center;">EMERGENCY BINDER For a detailed list go to: http://foodstoragemadeeasy.net/getting-started/disasters-kit/</p>
	<p style="text-align: center;">container(S)/backpacks to put stuff in</p>